




# MILS MultiRoad >>>

## Flower Bed Module



Reference Instructions Sheet


336

Rev A



23 pcs

	Terrain	City	
32	300	301	330
16	302	303	331 333
T	304	305	332 334
X	306	307	308



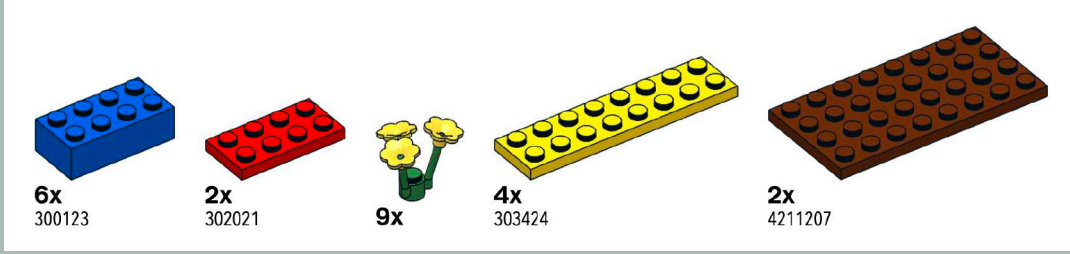
Combine with lane and marking elements to make a complete MultiRoad assembly.

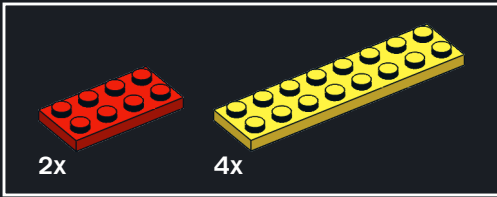
Instructions contributed by Ludo Soete

## Parts List

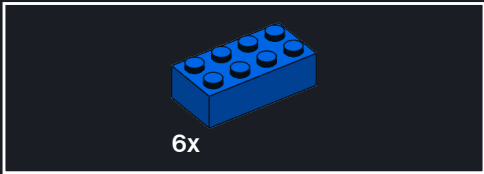
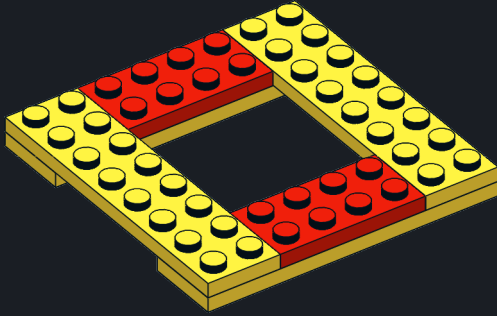
### Notes

Parts shown in red, yellow, and blue can be substituted with any other colour.


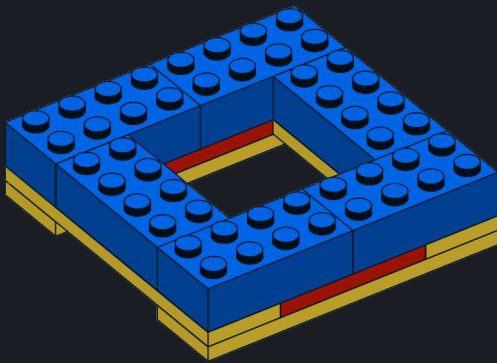





1



2



3



4

