


L-Gauge



Ballasted R120 Curve



BRICKTRACKS™

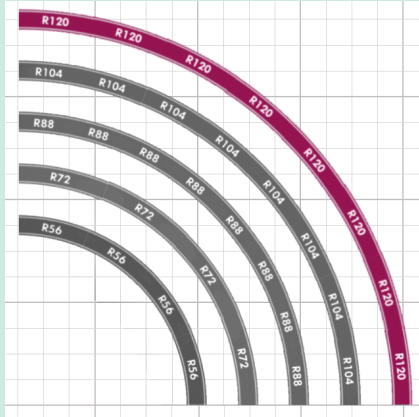


Track

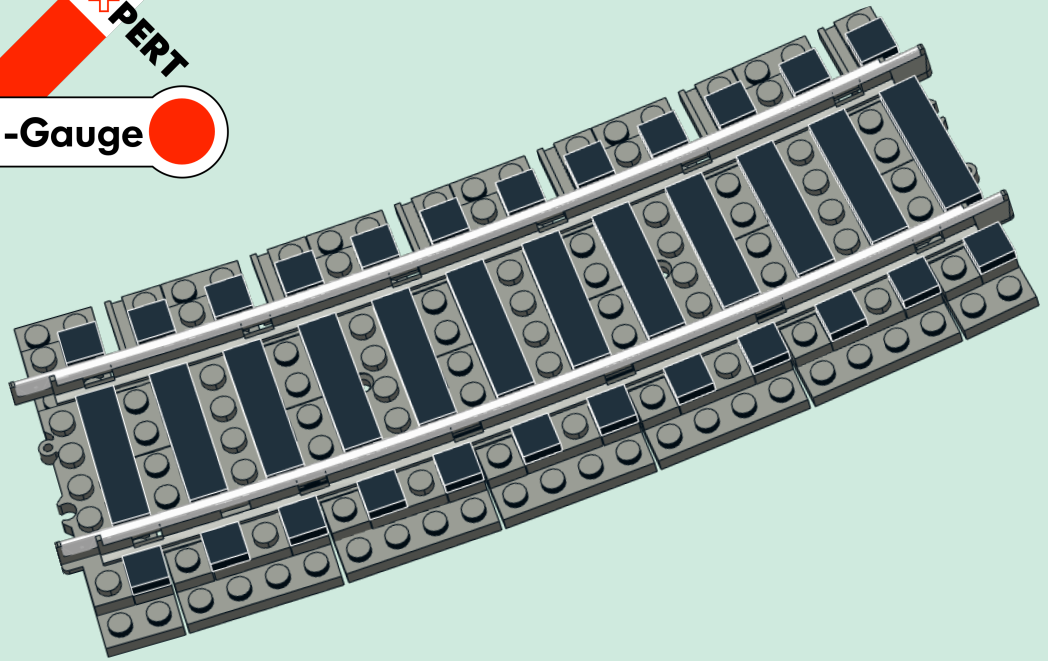
Reference Instructions Sheet

023

Rev
B



98 pcs




These instructions use techniques which may induce mechanical stress on individual parts. Use at your own risk.

Parts List

Notes

Instructions are for a single curve track section. Multiply part quantity as required for multiple curves. 32x required for complete circle.

This ballast method requires Fx Track R120 curve (P/N 8920) or Bricktracks R120 curve (P/N R120PFDBG8)



5x
4227392



24x
307026



12x
243126



12x
4216581




2x
4211475




18x
4210719




6x
4543086



6x
4211001



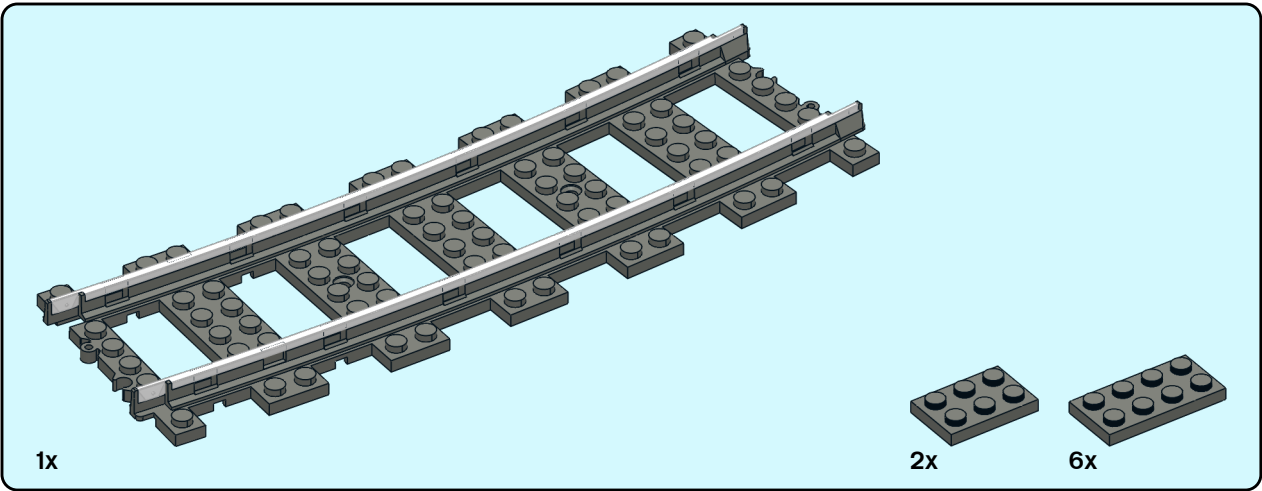
2x
4211043




11x
4211065

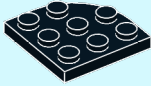
Custom LEGO® set instructions


This set is not an official set. LEGO® is a trademark of the LEGO group of companies which does not sponsor, authorize or endorse this product.




1





5x



2x

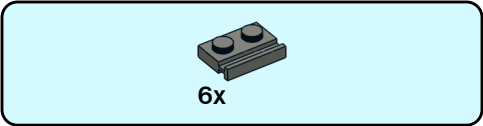
2



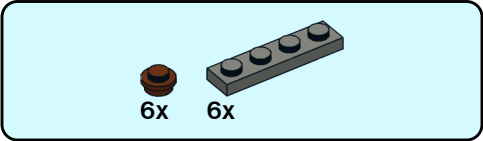


5x

3

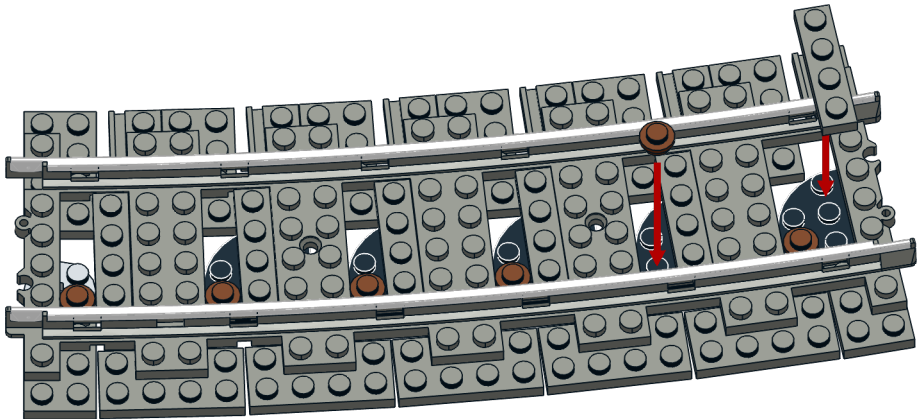





4





5





6x

6




12x


7






6x

8



12x

9





24x

10

