


L-Gauge



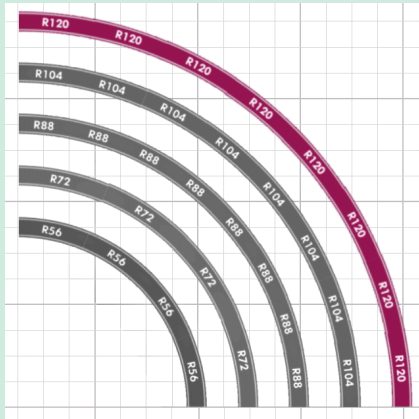
# Ballasted R120 Curve



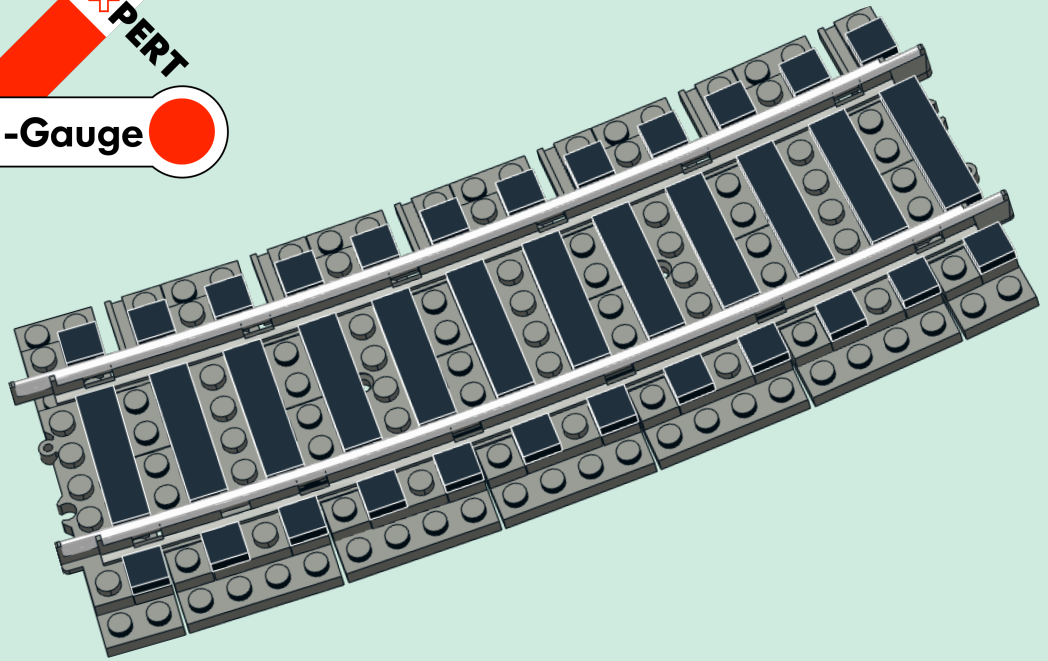
Reference Instructions Sheet

023

Rev  
A



99 pcs




These instructions use techniques which may induce mechanical stress on individual parts. Use at your own risk.

## Parts List

### Notes

Instructions are for a single curve track section. Multiply part quantity as required for multiple curves. 32x required for complete circle.

This ballast method requires Fx Track R120 curve (P/N 8920) or Bricktracks R120 curve (P/N R120PFDBG8)



5x  
4227392



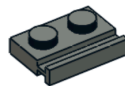
24x  
307026



12x  
243126




6x  
4216581




6x  
4543086



6x  
4210635



2x  
4211043



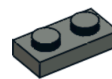
11x  
4211065




2x  
4211475




18x  
4210719

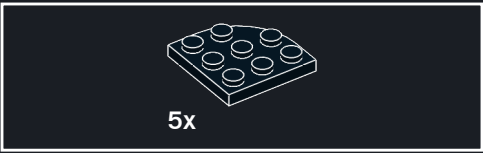


6x  
4211063


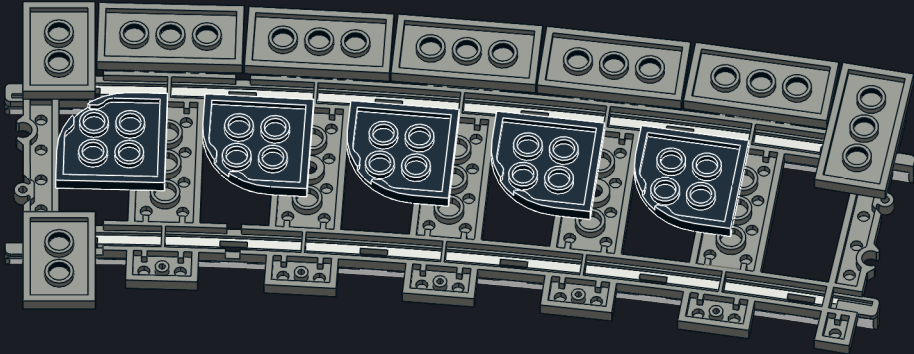


1






2



3






4




5




  
6x

6




  
12x

7




  
6x

8



  
12x

9







10

