


L-Gauge




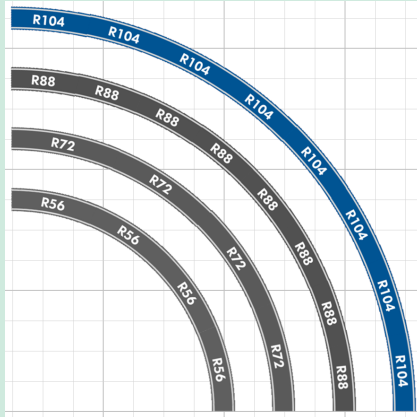
# Ballasted R104 Curve




Reference Instructions Sheet

022

Rev  
A



72 pcs



These instructions use techniques which may induce mechanical stress on individual parts. Use at your own risk.

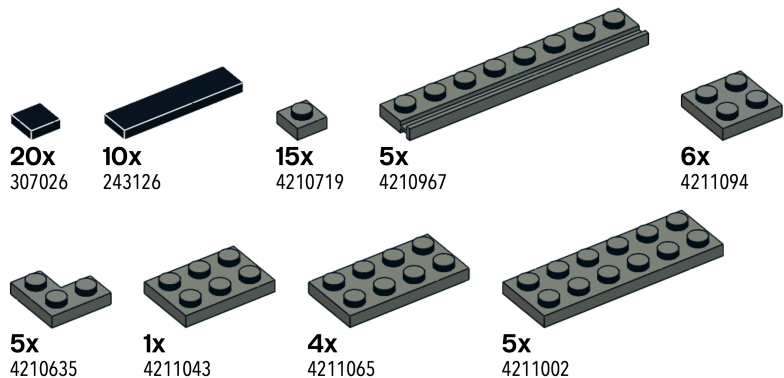
## Parts List

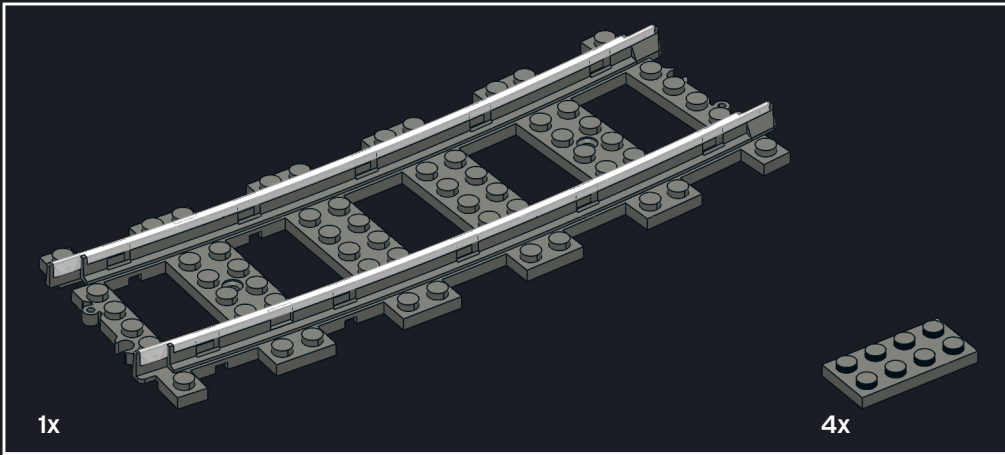
### Notes

Instructions are for a single curve track section. Multiply part quantity as required for multiple curves. 32x required for complete circle.


This ballast method is compatible with:


- BrickTracks R104PFDBG8
- TrixBrix R104
- Fx Bricks 8904



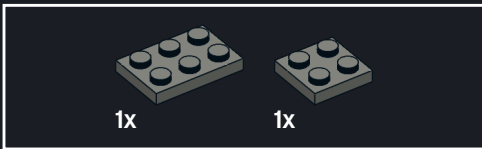



1






2




3






4





5






6



7





8

