


L-Gauge



Ballasted R72 Curve


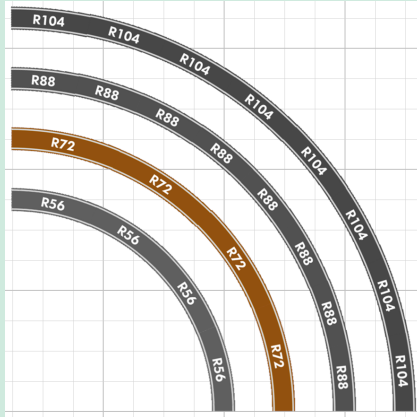


Track


Reference Instructions Sheet

020

Rev
A



100 pcs



These instructions use techniques which may induce mechanical stress on individual parts. Use at your own risk.

Parts List

Notes

Instructions are for a single curve track section. Multiply part quantity as required for multiple curves. 16x required for complete circle.

This ballast method requires Fx Track R72 curves (P/N 8872)




28x
307026




14x
243126



21x
4210719




7x
4210967




8x
4211094



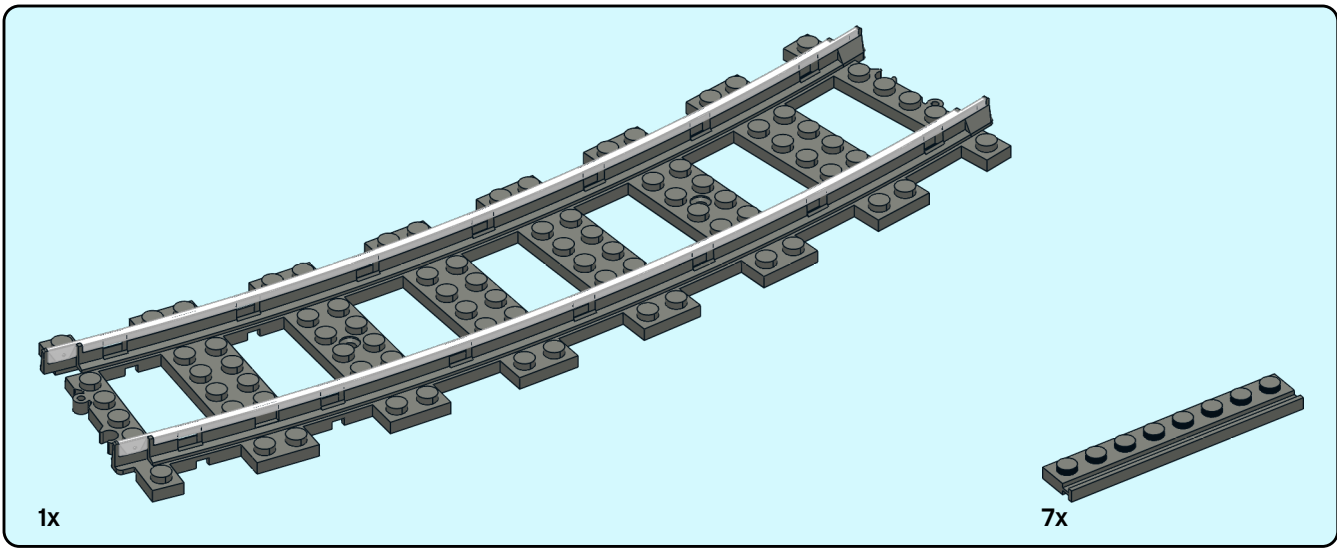
7x
4210635




7x
4211065

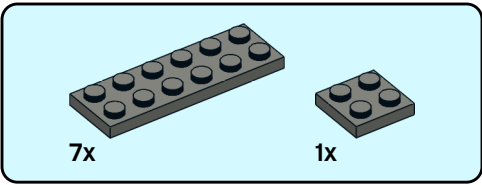


7x
4211002

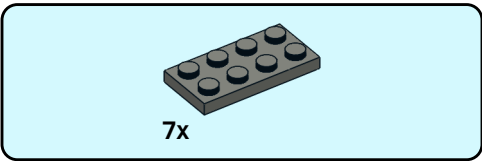



1




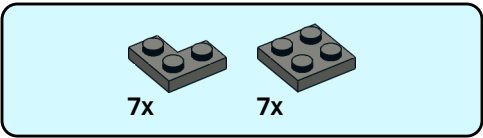


2


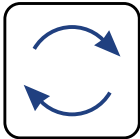


3






4




5






7x

6



14x

7





28x

8

