


L-Gauge




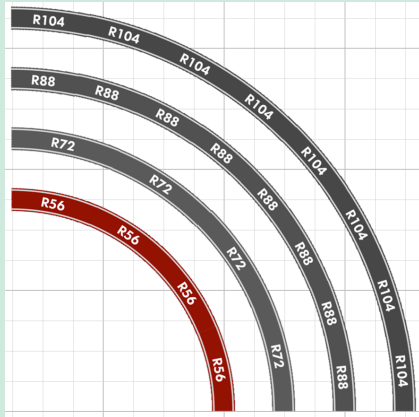
Ballasted R56 Curve Track

PennLUG
variation

Reference Instructions Sheet

006

Rev
A



These instructions use techniques which may induce mechanical stress on individual parts. Use at your own risk.


Ballast method designed by Anthony Sava

Parts List



Notes

Instructions are for a single curve track section. Multiply part quantity as required for multiple curves. 16x required for complete circle.

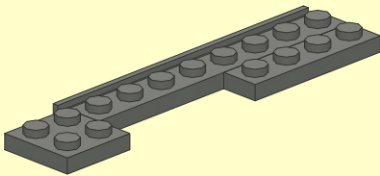
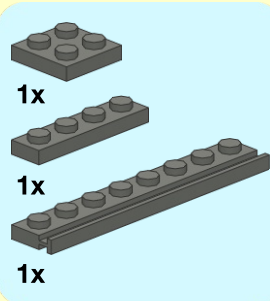
This ballast method requires ME Models R56 curves (P/N ME901-56)



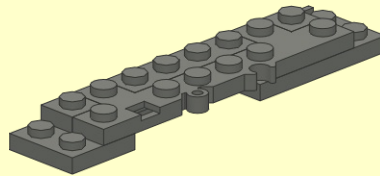
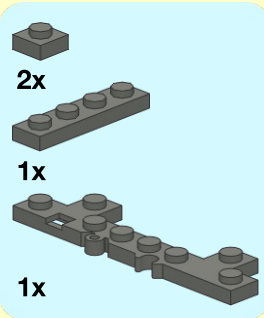
1



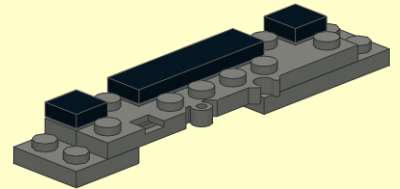
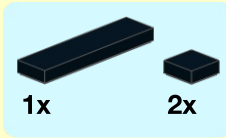
1




2

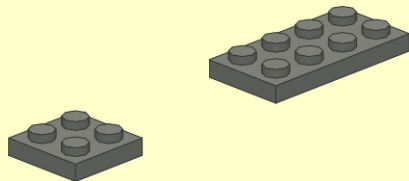
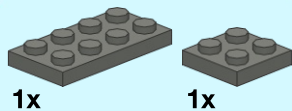


3

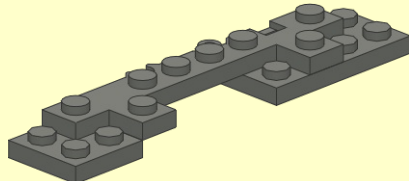
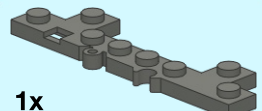




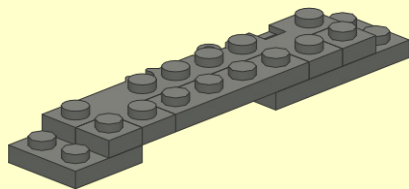
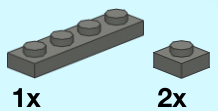
1



2



3



4

